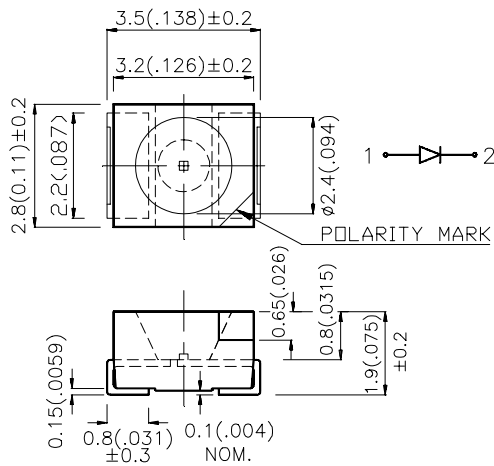


Package Dimensions



Notes:

1. All dimensions are in millimeters (inches).
2. Tolerance is $\pm 0.25(0.01)$ unless otherwise noted.
3. Lead spacing is measured where the lead emerge package.
4. Specifications are subject to change without notice.

3.5x2.8mm SINGLE COLOR SURFACE MOUNT LED LAMPS

EA3528EC	HIGH EFFICIENCY RED
EA3528IT	HIGH EFFICIENCY RED
EA3528SGC	SUPER BRIGHT GREEN
EA3528SGT	SUPER BRIGHT GREEN
EA3528YC	YELLOW
EA3528YT	YELLOW

Features

1. SINGLE COLOR.
2. SUITABLE FOR ALL SMT ASSEMBLY AND SOLDER PROCESS
3. AVAILABLE ON TAPE AND REEL.
4. IDEAL FOR BACKLIGHT

Description

The High Efficiency Red source color devices are made with Gallium Arsenide Phosphide on Gallium Phosphide Orange Light Emitting Diode.

The Super Bright Green source color devices are made with Gallium Phosphide Green Light Emitting Diode.

The Yellow source color devices are made with Gallium Arsenide Phosphide on Gallium Phosphide Yellow Light Emitting Diode.

Selection Guide

Part No.	Emitting Color +Material	λD (nm)	Lens Type	Iv (mcd) @ 20 mA		Viewing Angle
				Min.	Typ.	
EA3528EC	GaAsP/GaP	625	WATER CLEAR	8	30	120°
EA3528IT	GaAsP/GaP	625	RED TRANSPARENT	8	30	120°
EA3528SGC	GaP	568	WATER CLEAR	7	20	120°
EA3528SGT	GaP	568	GREEN TRANSPARENT	12	30	120°
EA3528YC	GaAsP/GaP	588	WATER CLEAR	4	15	120°
EA3528YT	GaAsP/GaP	588	YELLOW TRANSPARENT	4	15	120°

Note:

1. $\theta 1/2$ is the angle from optical centerline where the luminous intensity is 1/2 the optical centerline value.

DATA NO :EA0104

REV NO :V1

DATE :AUG/30/2001

Electrical / Optical Characteristics at $T_A=25^\circ\text{C}$

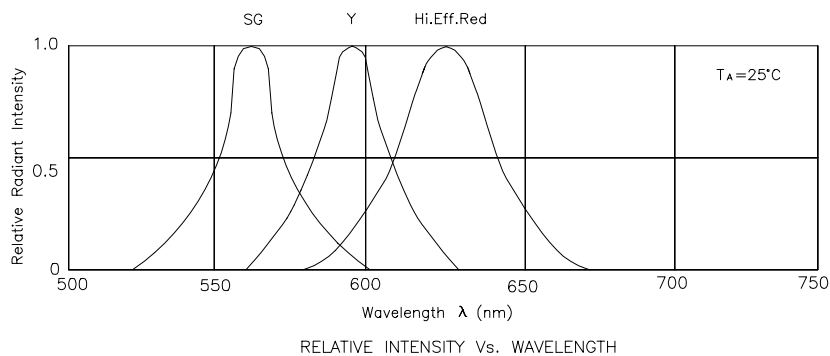
Symbol	Parameter	Device	Typ.	Max.	Units	Test Conditions
λ_{peak}	Peak Wavelength	High Efficiency Red Super Bright Green Yellow	627 565 590		nm	$I_F=20\text{mA}$
λ_D	Dominate Wavelength	High Efficiency Red Super Bright Green Yellow	625 568 588		nm	$I_F=20\text{mA}$
$\Delta\lambda_{1/2}$	Spectral Line Halfwidth	High Efficiency Red Super Bright Green Yellow	45 30 35		nm	$I_F=20\text{mA}$
C	Capacitance	High Efficiency Red Super Bright Green Yellow	15 15 20		pF	$V_F=0\text{V}; f=1\text{MHz}$
V_F	Forward Voltage	High Efficiency Red Super Bright Green Yellow	2.0 2.2 2.1	2.5 2.5 2.5	V	$I_F=20\text{mA}$
I_R	Reverse Current	All		10	μA	$V_R = 5\text{V}$

Absolute Maximum Ratings at $T_A=25^\circ\text{C}$

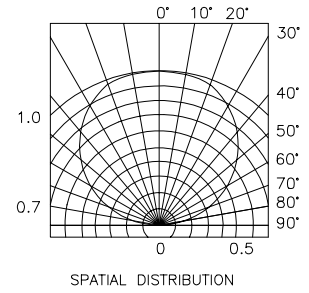
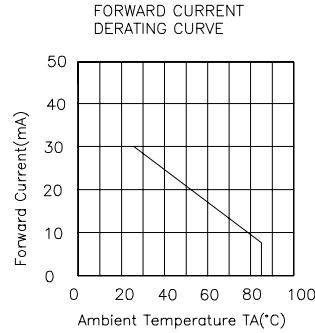
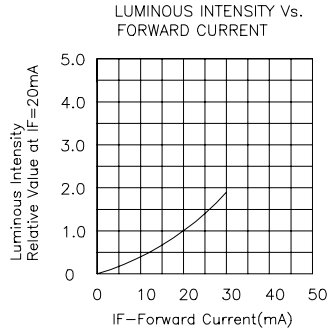
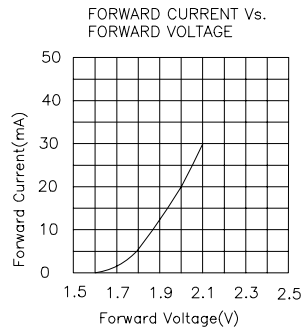
Parameter	High Efficiency Red	Super Bright Green	Yellow	Units
Power dissipation	105	105	105	mW
DC Forward Current	30	25	30	mA
Peak Forward Current [1]	160	140	140	mA
Reverse Voltage	5	5	5	V
Operating/Storage Temperature	-40°C To +85°C			

Note:

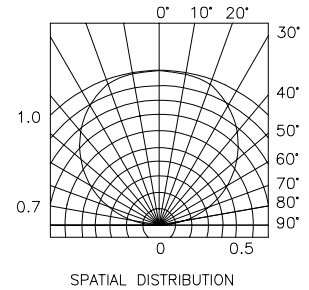
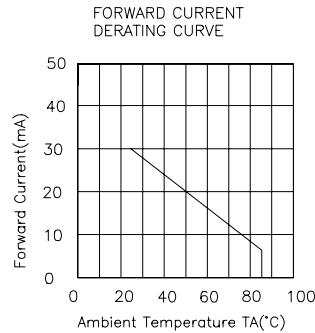
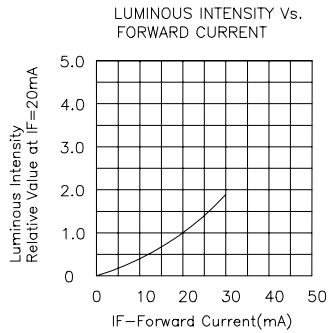
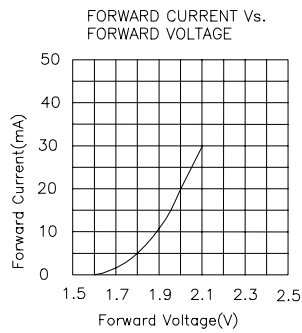
1. 1/10 Duty Cycle, 0.1ms Pulse Width.



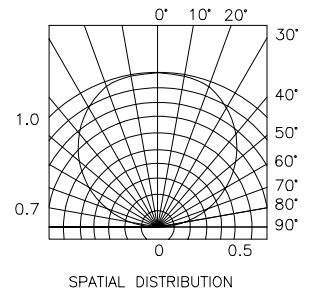
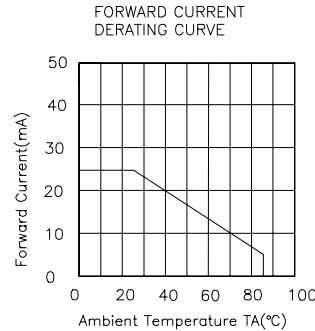
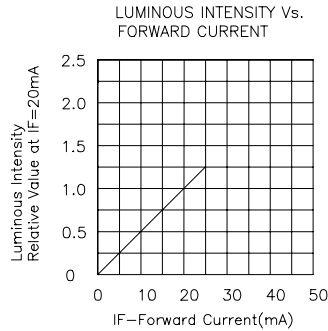
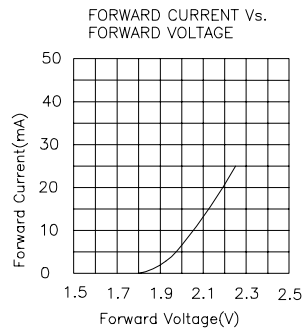
High Efficiency Red EA3528EC



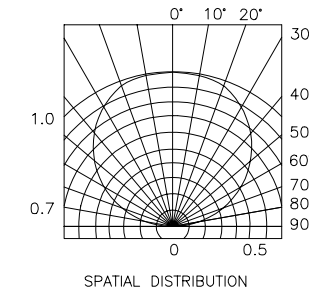
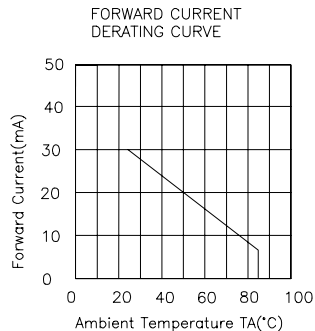
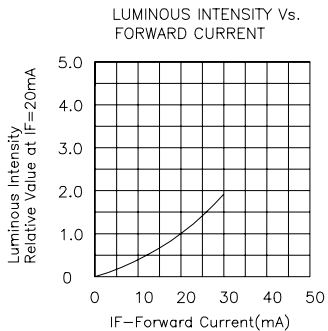
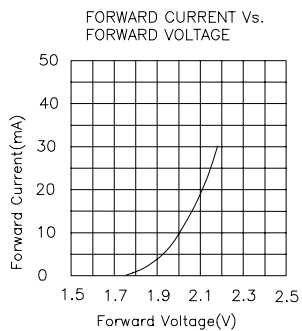
High Efficiency Red EA3528IT



Super Bright Green EA3528SGC,EA3528SGT

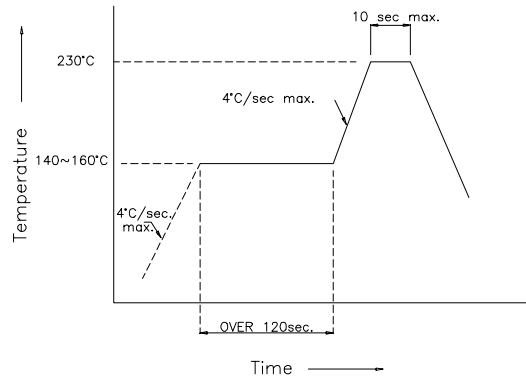


Yellow EA3528YC,EA3528YT

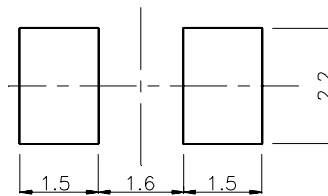


EA3528 SMT Reflow Soldering Instructions

Number of reflow process shall be less than 2 times and cooling process to normal temperature is required between first and second soldering process.



EA3528 Recommended Soldering Pattern (Units : mm)



EA3528 Tape Specifications (Units : mm)

PACKAGE : 1500PCS / REEL

