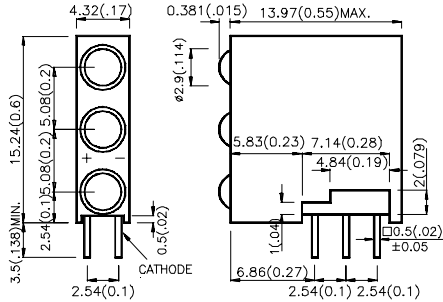


Package Dimensions

T-1 (3mm) TRI-LEVEL LED INDICATORS

E934RZ/3GD	GREEN
E934RZ/3ID	HIGH EFFICIENCY RED
E934RZ/3SRD	SUPER BRIGHT RED
E934RZ/3YD	YELLOW



Notes:

1. All dimensions are in millimeters (inches).
2. Tolerance is $\pm 0.25(0.01)$ unless otherwise noted.
3. Lead spacing is measured where the lead emerge package.
4. Specifications are subject to change without notice.

Features

1. TRI-LEVEL DESIGN.
2. DIFFERENT COLOR COMBINATION AVAILABLE.
3. BLACK CASE ENHANCES CONTRAST RATIO.
4. HIGH RELIABILITY LIFE MEASURED IN YEARS.
5. UL RATING : 94V-0.
6. HOUSING MATERIAL: TYPE 66 NYLON.

Description

The High Efficiency Red source color devices are made with Gallium Arsenide Phosphide on Gallium Phosphide Orange Light Emitting Diode.

The Green source color devices are made with Gallium Phosphide Green Light Emitting Diode.

The Yellow source color devices are made with Gallium Arsenide Phosphide on Gallium Phosphide Yellow Light Emitting Diode.

The Super Bright Red source color devices are made with Gallium Aluminum Arsenide Red Light Emitting Diode.

Selection Guide

Part No.	Emitting Color +Material	$\lambda D(nm)$	Lens Type	Iv (mcd) @10mA*20mA		Viewing Angle
				Min.	Typ.	2 θ 1/2
E934RZ/3ID	GaAsP/GaP	625	RED DIFFUSED	8	25	60°
E934RZ/3GD	GaP	568	GREEN DIFFUSED	8	20	60°
E934RZ/3YD	GaAsP/GaP	588	YELLOW DIFFUSED	5	15	60°
E934RZ/3SRD	GaAlAs	640	RED DIFFUSED	*100	*300	60°

Notes:

1. θ 1/2 is the angle from optical centerline where the luminous intensity is 1/2 the optical centerline value.
2. *Luminous Intensity with asterisk is measured at 20mA .

Electrical / Optical Characteristics at $T_A=25^\circ\text{C}$

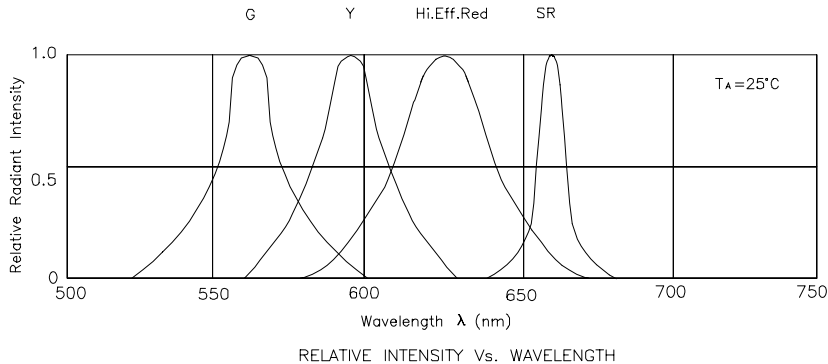
Symbol	Parameter	Device	Typ.	Max.	Units	Test Conditions
λ_{peak}	Peak Wavelength	High Efficiency Red Green Yellow Super Bright Red	627 565 590 660		nm	$I_F=20\text{mA}$
λ_D	Dominate Wavelength	High Efficiency Red Green Yellow Super Bright Red	625 568 588 640		nm	$I_F=20\text{mA}$
$\Delta\lambda_{1/2}$	Spectral Line Halfwidth	High Efficiency Red Green Yellow Super Bright Red	45 30 35 20		nm	$I_F=20\text{mA}$
C	Capacitance	High Efficiency Red Green Yellow Super Bright Red	15 15 20 45		pF	$V_F=0\text{V}; f=1\text{MHz}$
V_F	Forward Voltage	High Efficiency Red Green Yellow Super Bright Red	2.0 2.0 2.1 1.85	2.5 2.5 2.5 2.5	V	$I_F=20\text{mA}$
I_R	Reverse Current	All		10	μA	$V_R = 5\text{V}$

Absolute Maximum Ratings at $T_A=25^\circ\text{C}$

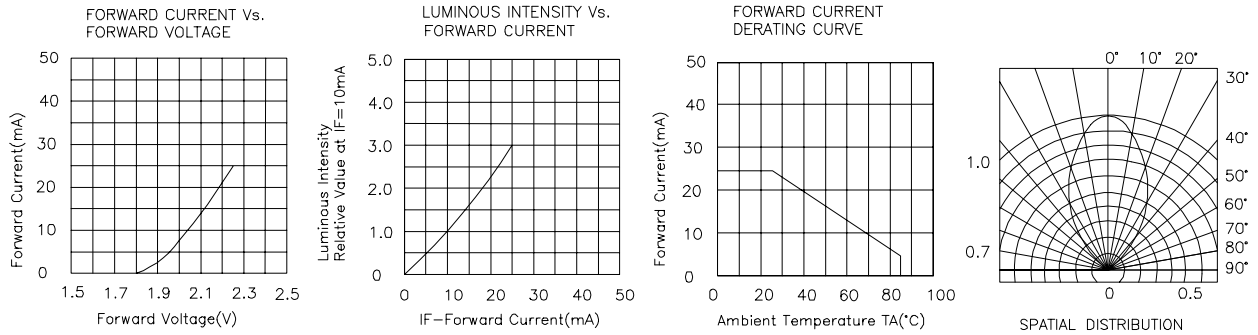
Parameter	High Efficiency Red	Green	Yellow	Super Bright Red	Units
Power dissipation	105	105	105	100	mW
DC Forward Current	30	25	30	30	mA
Peak Forward Current [1]	160	140	140	155	mA
Reverse Voltage	5	5	5	5	V
Operating/Storage Temperature	-40°C To +85°C				
Lead Soldering Temperature [2]	260°C For 5 Seconds				

Notes:

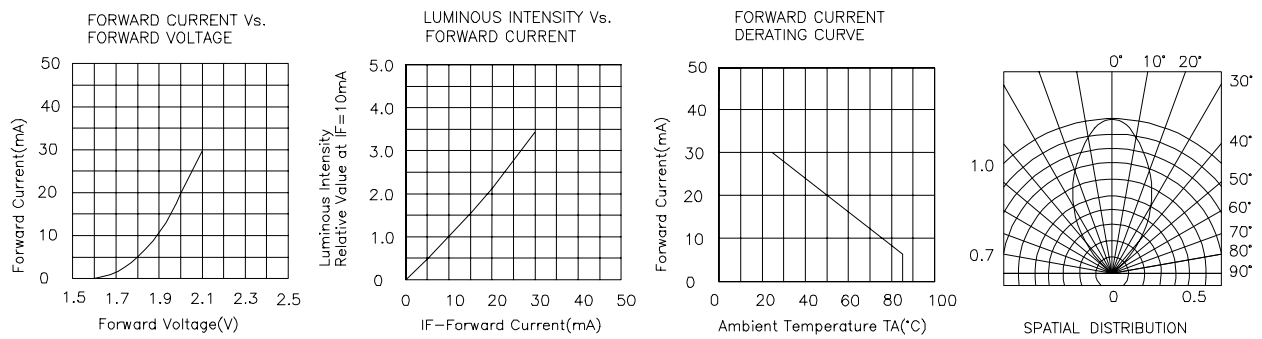
- 1/10 Duty Cycle, 0.1ms Pulse Width.
- 4mm below package base.



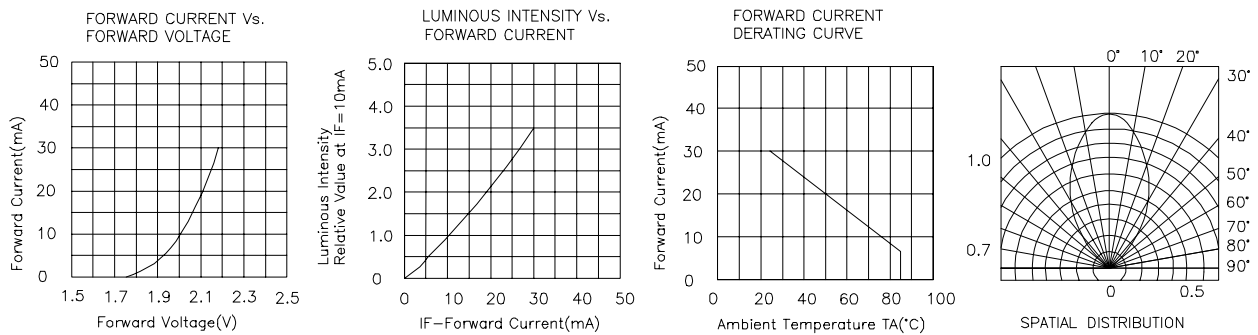
Green E934RZ/3GD



High Efficiency Red E934RZ/3ID



Yellow E934RZ/3YD



Super Bright Red E934RZ/3SRD

