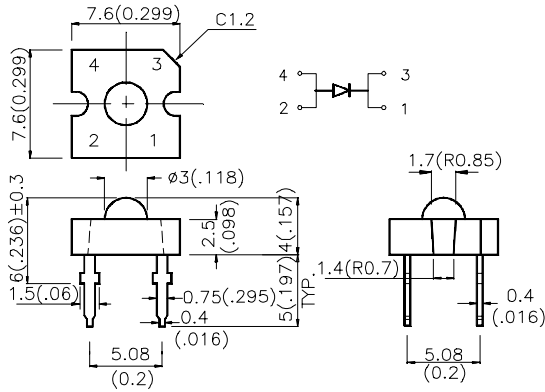


## Package Dimensions

## 7.6mmx7.6mm SUPER FLUX

E7676CSURC            HYPER RED  
 E7676CSURC/E        HYPER RED



## Features

- 1.SUPER FLUX OUTPUT.
- 2.DESIGN FOR HIGH CURRENT OPERATION.
- 3.OUTSTANDING MATERIAL EFFICIENCY.
- 5.RELIABLE AND RUGGED.

### Notes:

1. All dimensions are in millimeters (inches).
2. Tolerance is ±0.25(0.01") unless otherwise noted.
3. Lead spacing is measured where the lead emerge package.
4. Specifications are subject to change without notice.

## Description

The Hyper Red (SUR) source color devices are made with DH InGaAlP on GaAs substrate Light Emitting Diode.

The Hyper Red (SUR/E)source color devices are made with DH InGaAlP on GaAs substrate Light Emitting Diode.

## Selection Guide

Part No.	Emitting Color +Material	λD(nm)	Lens Type	Iv (mcd) @20mA*70mA		Viewing Angle
				Min.	Typ.	θ1/2
E7676CSURC	InGaAlP	628	WATER CLEAR	300	500	70°
				*700	*1000	70°
E7676CSURC/E	InGaAlP	630	WATER CLEAR	300	600	70°
				*700	*1000	70°

### Notes:

1. θ1/2 is the angle from optical centerline where the luminous intensity is 1/2 the optical centerline value.
- 2.\*Luminous intensity with asterisk is measured at 70 mA.

### Electrical / Optical Characteristics at $T_A=25^\circ\text{C}$

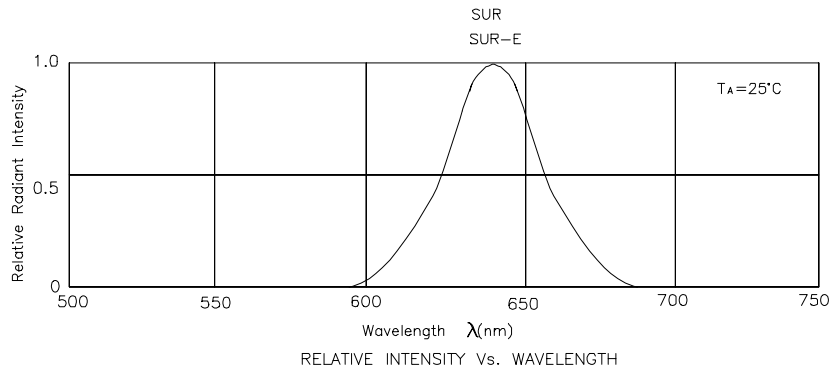
Symbol	Parameter	Device	Typ.	Max.	Units	Test Conditions
$\lambda_{\text{peak}}$	Peak Wavelength	Hyper Red(SUR) Hyper Red(SUR/E)	640 640		nm	$I_F=20\text{mA}$
$\lambda_D$	Dominate Wavelength	Hyper Red(SUR) Hyper Red(SUR/E)	628 630		nm	$I_F=20\text{mA}$
$\Delta\lambda_{1/2}$	Spectral Line Halfwidth	Hyper Red(SUR) Hyper Red(SUR/E)	27 25		nm	$I_F=20\text{mA}$
C	Capacitance	Hyper Red(SUR) Hyper Red(SUR/E)	45 45		pF	$V_R=0\text{V}; f=1\text{MHz}$
$V_F$	Forward Voltage	Hyper Red(SUR) Hyper Red(SUR/E)	1.9 1.9	2.5 2.5	V	$I_F=20\text{mA}$
$I_R$	Reverse Current	All		10	$\mu\text{A}$	$V_R = 5\text{V}$

### Absolute Maximum Ratings at $T_A=25^\circ\text{C}$

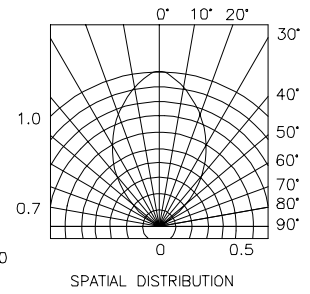
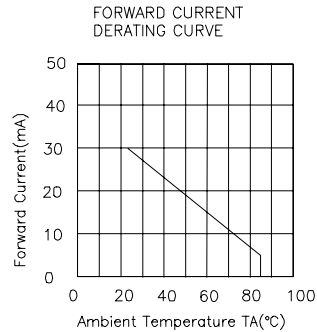
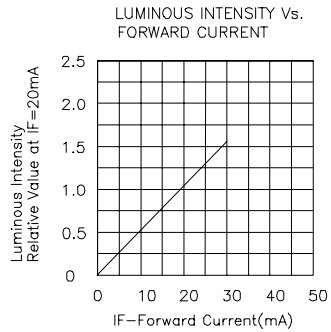
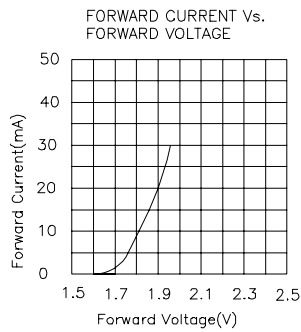
Parameter	Hyper Red (SUR)	Hyper Red (SUR/E)	Units
Power dissipation	170	150	mW
DC Forward Current	30	40	mA
Peak Forward Current [1]	185	200	mA
Reverse Voltage	5	5	V
Operating/Storage Temperature	-40°C To +85°C		
Lead Soldering Temperature [2]	260°C For 5 Seconds		

Notes:

- 1/10 Duty Cycle, 0.1ms Pulse Width.
- 4mm below package base.



## Hyper Red E7676CSURC



## Hyper Red E7676CSURC/E

