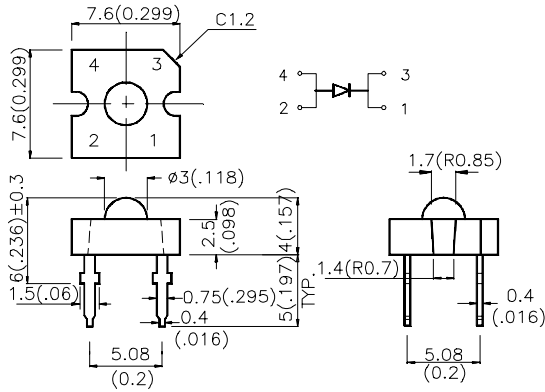


Package Dimensions

7.6mmx7.6mm SUPER FLUX

E7676CSEC/G HYPER ORANGE



Features

- 1.SUPER FLUX OUTPUT.
- 2.DESIGN FOR HIGH CURRENT OPERATION.
- 3.OUTSTANDING MATERIAL EFFICIENCY.
- 5.RELIABLE AND RUGGED.

Notes:

1. All dimensions are in millimeters (inches).
2. Tolerance is $\pm 0.25(0.01")$ unless otherwise noted.
3. Lead spacing is measured where the lead emerge package.
4. Specifications are subject to change without notice.

Description

The Hyper Orange (SE/G) source color devices are made with DH InGaAlP on GaAs substrate Light Emitting Diode.

Selection Guide

Part No.	Emitting Color +Material	λD (nm)	Lens Type	Iv (mcd) @ 20 mA *70mA		Viewing Angle
				Min.	Typ.	2 θ 1/2
E7676CSEC/G	InGaAlP	625	WATER CLEAR	700	1200	70°
				*1200	*3500	70°

Notes:

1. $\theta 1/2$ is the angle from optical centerline where the luminous intensity is 1/2 the optical centerline value.
- 2.*Luminous intensity with asterisk is measured at 70 mA.

Electrical / Optical Characteristics at $T_A=25^\circ\text{C}$

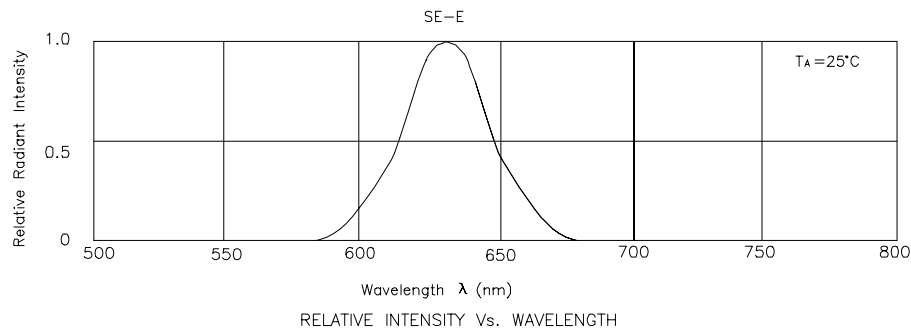
Symbol	Parameter	Device	Typ.	Max.	Units	Test Conditions
λ_{peak}	Peak Wavelength	Hyper Orange	630		nm	$I_F=20\text{mA}$
λ_D	Dominate Wavelength	Hyper Orange	625		nm	$I_F=20\text{mA}$
$\Delta\lambda_{1/2}$	Spectral Line Halfwidth	Hyper Orange	20		nm	$I_F=20\text{mA}$
C	Capacitance	Hyper Orange	20		pF	$V_F=0\text{V}; f=1\text{MHz}$
V_F	Forward Voltage	Hyper Orange	1.9	2.5	V	$I_F=20\text{mA}$
I_R	Reverse Current	Hyper Orange		10	μA	$V_R = 5\text{V}$

Absolute Maximum Ratings at $T_A=25^\circ\text{C}$

Parameter	Hyper Orange	Units
Power dissipation	125	mW
DC Forward Current	30	mA
Peak Forward Current [1]	200	mA
Reverse Voltage	5	V
Operating/Storage Temperature	-40°C To +85°C	
Lead Soldering Temperature [2]	260°C For 5 Seconds	

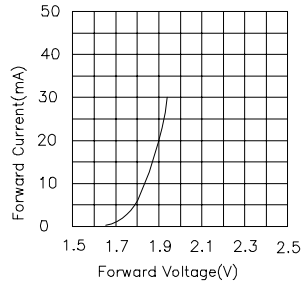
Notes:

- 1/10 Duty Cycle, 0.1ms Pulse Width.
- 4mm below package base.

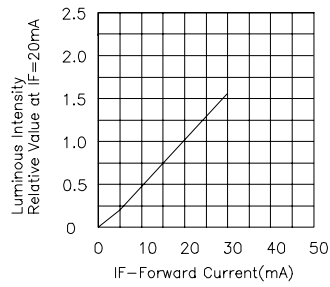


Hyper Orange E7676CSEC/G

FORWARD CURRENT Vs. FORWARD VOLTAGE



LUMINOUS INTENSITY Vs. FORWARD CURRENT



FORWARD CURRENT DERATING CURVE

